



ANNUAL REPORT



Prepared for:

2025

City of Harrisburg Bureau of Police

Report Issued Date:
02.24.2026

CITY OF HARRISBURG BUREAU OF POLICE

INTEGRITY, ACCOUNTABILITY, PROFESSIONALISM





WELCOME

On behalf of the City of Harrisburg Bureau of Police, I am pleased to announce the 2025 Annual Report. This report highlights the Bureau's ongoing efforts to serve and protect the City.

As in previous years, the Bureau continued implementing strategies to reduce gun violence and maintain a homicide clearance rate above the national average. One of these strategies was strengthening the Bureau's connection with the community. The Bureau both reinforced existing partnerships, as well as created new ones.

Additionally, the Bureau obtained and incorporated new, proven technologies to assist with investigations. Not only does this provide Officers with more tools to solve crimes, but also helps bring the Bureau back to the forefront of modern policing.

In 2025, the Bureau faced ongoing staffing shortages and declining retention rates. However, the dedication, commitment, and tenacity demonstrated by our Officers remain invaluable to the Bureau's operational success. Their persistent efforts, along with the support from all of our employees, continues to make Harrisburg City a safer place for all.

As we look ahead to 2026, the Bureau remains committed to continuing its efforts to reduce crime, increase public engagement, and improve agency operations.

TABLE OF CONTENTS



INTRODUCTION

The City	4
The Bureau	5
Accreditation	6-7

OFFICE OF THE COMMISSIONER

Bureau-wide Organization	8-9
Officer Demographics	10-11
Internal Affairs	12-13
Grants and Projects	14-15

CRIMINAL INVESTIGATIVE DIVISION (CID)

About	16-17
Division Activity	18-21

COMMUNITY SERVICES DIVISION (CSD)

About	22-23
Division Activity	24-25

TECHNICAL SERVICES DIVISION (TSD)

About	26-27
Division Activity	28-31

UNIFORM PATROL DIVISION (UPD)

About	32-33
Division Activity	34-37

CRIME REPORTING STATISTICS

Disclaimer	38
NIBRS Offense	39-49
NIBRS Arrestee	50
NIBRS Victim	51

RESOURCES

Resources	52
-----------	----

THE CITY

Located within the Susquehanna Valley, the City of Harrisburg is one of the top 10 most populous cities within Pennsylvania.

The City of Harrisburg is a **Class III City**, with a population of approximately **50,099 residents**, according to the 2020 Census.

However, this does not include the influx of daily commuter and visitor populations to the City.



Current Mayor

Wanda R.D. Williams
Harrisburg's 39th Mayor
Date of Office: Jan 3, 2022

Harrisburg is located within Dauphin County and is the Capital city of Pennsylvania



Geography

Area: 11.86 sq miles

The City has a rich history dating back to Native American settlements. It also served as a training ground during the Civil War, and functioned as a major rail center during the 19th century.

Harrisburg continues to embrace history, as it is home to both the Pennsylvania State Museum and the National Civil War Museum.



History

Incorporated: 1860
Founder: John Harris, Jr.

THE BUREAU

Mission Statement

The mission of the City of Harrisburg Bureau of Police is to protect and serve the public with:

- Honor
- Integrity
- Professionalism

We shall work in partnership with our community to keep Harrisburg City a safe place in which to live, work, and play.



Core Values

- We uphold unwavering honesty, transparency, and ethical conduct

INTEGRITY

- We take full accountability for our actions and decisions, upholding the highest standards of professionalism while ensuring transparency and responsiveness to the community

ACCOUNTABILITY

- We uphold equal treatment for all, acting impartially and with justice, demonstrating unwavering conviction amidst adversity while prioritizing community safety and well-being

PROFESSIONALISM

Accreditation

The City of Harrisburg Bureau of Police has achieved continuous accreditation from 1989 to present. From 1989 to 2003, Bureau accreditation was under the Commission on Accreditation from Law Enforcement Agencies (CALEA), a nationwide accreditation program. Since 2003, the Bureau changed from CALEA to the Pennsylvania Law Enforcement Accreditation Commission (PLEAC), which is a state-based accreditation program.

PLEAC is overseen by the Pennsylvania Chiefs of Police Association. Not only does PLEAC focus on industry best practices, but the specifics of Pennsylvania law as well. As of October 2025, approximately 189 law enforcement agencies within Pennsylvania hold accredited status under PLEAC. Although participation in the program is currently voluntary, it is highly encouraged by State and Federal entities.

The accreditation process requires agencies provide documentation (also known as "proofs") of compliance in both policy and application of program standards. These standards encompass all areas of law enforcement operations and administration. The result of a successful accreditation program is an agency that is providing the best possible service to the public.

PLEAC evaluates an agency's compliance in 3-year cycles. The Bureau was last re-accredited in July 2023, and will be re-assessed in July 2026.

01

Credibility

PLEAC Accreditation helps agencies gain credibility through a recognized framework of statewide standards

02

Reflection

PLEAC Accreditation encourages reflection of current policing practices, as well as areas in which law enforcement agencies may improve

03

Accountability

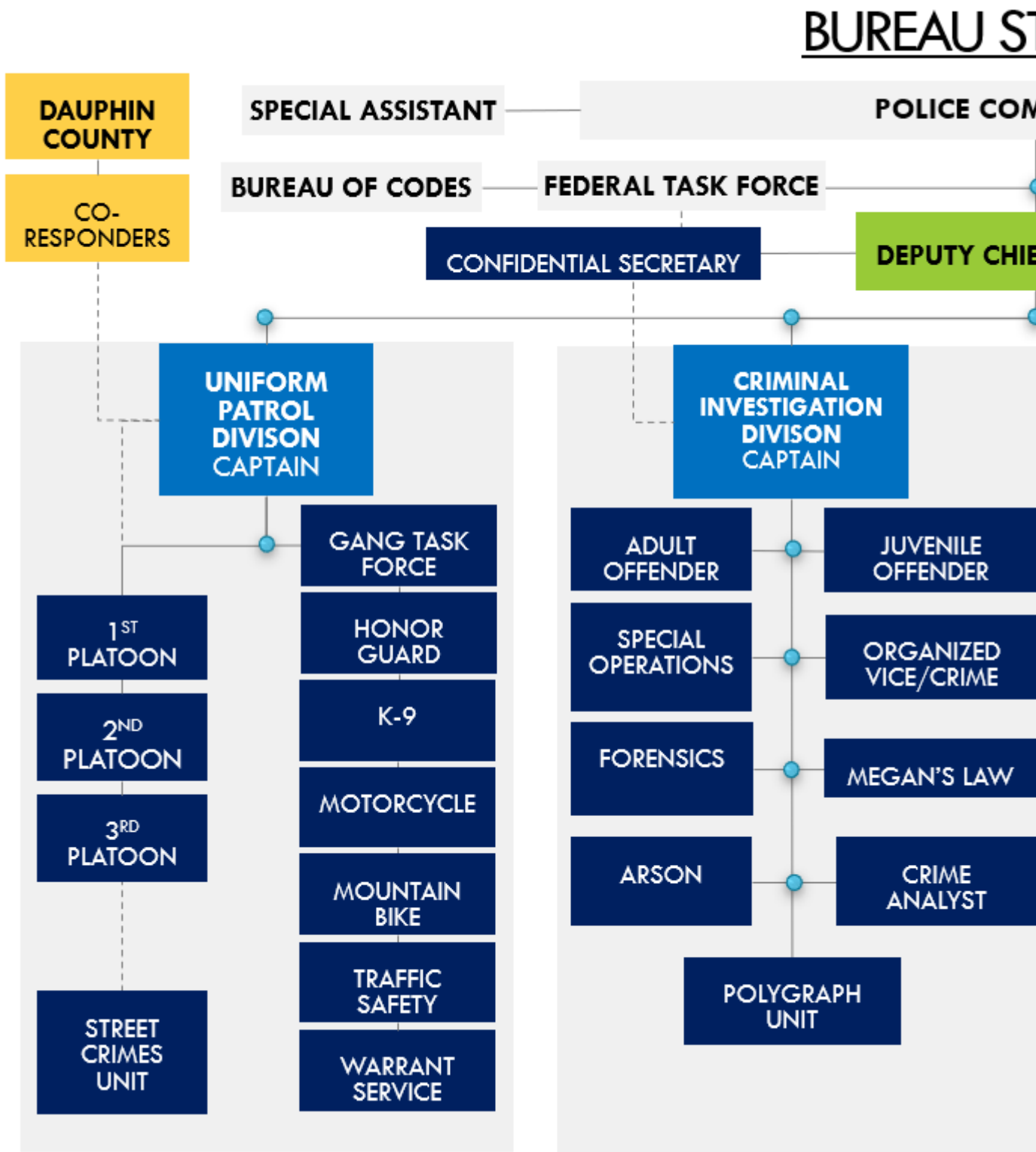
PLEAC Accreditation improves police relationships within the community by creating accountability for how the agency operates

Another key element to both accreditation and operational efficiency of the Bureau are its policies; which help provide procedural guidelines to employees and, when appropriate, transparency to the public.

Currently, the Bureau has 102 policies and several Division manuals. This year, approximately 38 policies were reviewed and updated to reflect both PLEAC standards, as well as best practices. The remainder of the Bureau's policies will continue to be reviewed in accordance with priority-levels and established revision cycles.



BUREAU-WIDE

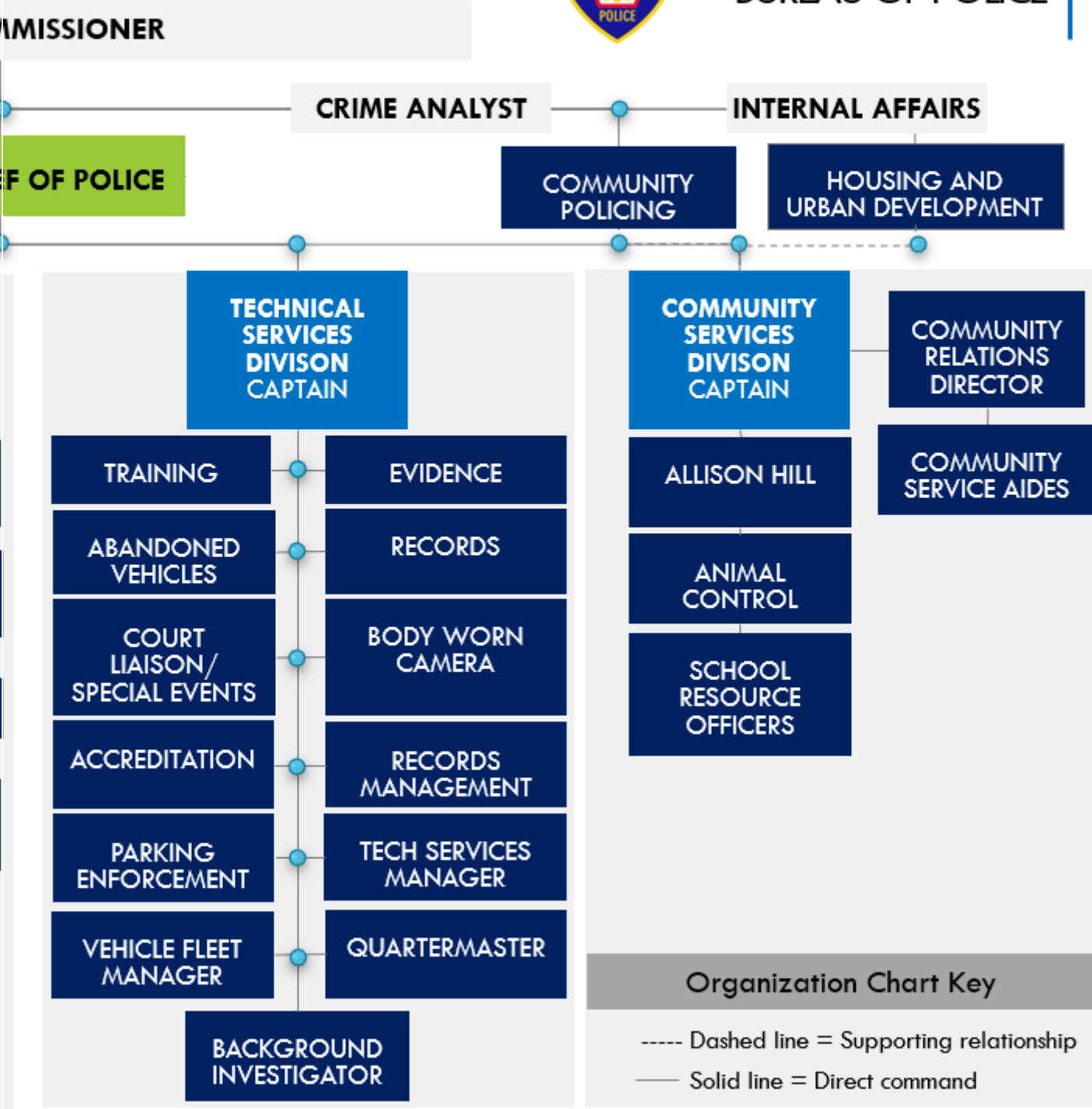


ORGANIZATION

STRUCTURE



CITY OF HARRISBURG
BUREAU OF POLICE



OFFICER DEMOGRAPHICS

116
Sworn
Officers

1 Asian/Pacific Islander
11 Black
8 Hispanic
1 Indian
95 White

105 Male

11 Female

Additional Languages Spoken by Officers	Number of Officers
01 Cantonese	1
02 Farsi	2
03 Hindu	1
04 Punjabi	1
05 Spanish	7
06 Urdu	1

Of the 116 Officers at the Bureau, approximately 1% are Asian/Pacific Islander, 9% are Black, 7% are Hispanic, 1% are Indian, and 82% are White.

Additionally, approximately 91% of Officers are Male and 9% are Female.

From 2024, there was approximately a 7% decrease in Officers in 2025.

Below, is a list of existing sworn personnel, vacancies, and what the total compliment would be if fully staffed.



Officer Vacancies	Total Current	Number of Vacancies	Total Compliment
01 Supervisors	23	4	27
02 Detectives	15	4	19
03 Patrol Officers	74	28	102
04 Forensic Investigators	4	1	5
Total	116	37	153

As reflected above, approximately 24% of the Bureau's sworn personnel positions are vacant. With several upcoming retirements projected in 2026, this percentage may continue to increase despite on-going recruitment and Officer retention efforts.

INTERNAL AFFAIRS

The Bureau holds its Officers to the highest professional standards, both on and off-duty. It is the purpose of the Internal Affairs Unit to protect the integrity and reputation of the City of Harrisburg Bureau of Police by thoroughly investigating instances of corruption, employee misconduct, violations of Bureau policy, and any other instances of misconduct at any level of authority within the Bureau.

Citizens may report issues with Officer conduct through a formal complaint procedure, which are then investigated by Internal Affairs. Once the complaint is received, an investigation is completed to determine the facts of the incident, and if corrective action is needed. The following charts show the complainant demographics, involved Officer demographics, complaints by type, and complaint findings.

Complaints by Complainant Demographics

Total: 27	Male	Female	Unknown
Asian	1	-	1
Black	12	7	-
Native American/ Pacific Islander	-	-	-
White	3	3	-
Unknown	1	-	-
Hispanic	1	1	-
Non-Hispanic	15	9	-
Unknown	1	-	-

Complaints by Officer Involved Demographics


Total: 31	Male	Female	Unknown
Asian/ Indian	-	1	-
Black	-	-	-
Native American/ Pacific Islander	-	-	-
White	28	1	-
Unknown	-	1	-
Hispanic	3	-	-
Non-Hispanic	25	2	-
Unknown	-	1	-

Complaints by Type	Number of Complaints
Misconduct	5
Simple Misconduct	18
Use of Force	5
Total	28

Complaints by Clearance/Finding	Number of Complaints
Confirmed	1
Not-Confirmed	2
Unfounded	14
Investigation On-Going	11
Total	28

GRANTS AND PROJECTS

The Bureau is the recipient of several grants, which are used to fund different projects, strategies, and initiatives. These include the Violence Intervention and Prevention Grant (VIP), Gun Violence Investigation and Prosecution Grant (GVIP), and Local Law Enforcement Support Grant (LLES).



VIOLENCE INTERVENTION AND PREVENTION (VIP)

Overview

- The VIP Grant provides funding for the Group Violence Intervention (GVI) strategy.

Awarded
2022

Funding
06/30/2026

Year Review

In March, the Bureau hired a Support & Outreach Coordinator as part of the GVI strategy.

Throughout the year, there was increased community involvement and engagement by the GVI team. This included participation in a public panel hosted by the Pennsylvania Human Relations Commission addressing gun and group violence; conducting one-stops in communities to offer support and resources following a homicide; attending a community-wide town hall to address broader issues of violence impacting residents; providing a presence at National Night Out; hosting an event with City leadership, community stakeholders, and service providers to strengthen partnerships and support; and holding assemblies in schools and prisons to provide information and alternatives to group and gun violence.

Additionally, the team continued hosting quarterly Governance Board and Provider team meetings, bi-weekly incident reviews, and recently added a coalition committee designed to identify juveniles within school systems who are either at-risk or currently affiliated with violent groups in Harrisburg.

Operationally, information regarding past incidents of group violence was entered into a new tracking software. This will greatly enhance the Bureau's capability to share information on group members and their activity with other law enforcement agencies as well as the GVI team.

GUN VIOLENCE INVESTIGATION AND PROSECUTION GRANT (GVIP)

Overview

- The GVIP Grant provides funding for strategies to reduce gun-related crime within the City.

Awarded
2023

Funding
06/30/2026

Year Review

This year, the GVIP team held 42 saturation details throughout the City, including providing law enforcement presence at multiple City events, and a memorial balloon release for a victim of gun violence.

Officers from Harrisburg City, Dauphin County Probation, Capitol Police, and the Dauphin County Violent Crimes Unit worked collaboratively to ensure the safety of residents through dedicated foot patrols, and increased presence in neighborhoods experiencing higher crime rates.

Additionally, the City secured a contractor for the doorbell and lighting installation project. In total, 133 doorbells were installed by July and the majority of the 400 light fixtures were installed by the end of the year. The Community Service Division (CSD) is continuing to coordinate with the contractor to install the remaining light fixtures in 2026.

Vendors were also selected for overview cameras and Automated License Plate Readers (ALPRS). These technologies proved instrumental in solving an aggravated assault where a victim was shot. Through continued use of the cameras and ALPRS, the Bureau hopes to increase crime solvability rates, particularly for violent crimes.

LOCAL LAW ENFORCEMENT SUPPORT GRANT (LLES)

Overview

- The LLES Grant provides funding for projects and strategies to assist local law enforcement agencies.

Awarded
2023

Funding
06/30/2026

Year Review

This year, the LLES grant supported a FARO Focus Laser Scanning training as well as Officer wellness activities, including trainings for Critical Incident Stress Management and Peer Support.

The grant also supported data transfers from older body-worn cameras (BWCs) into a new system, and the upgrade of motor vehicle cameras (MVRs). A vendor was selected for the mobile camera towers and 4 towers were set up at various locations. Since their implementation, the presence of these towers have deterred criminals, particularly in crime hot spots throughout the City.

Lastly, the grant continues to fund the civilian evidence custodian position, which has been essential to the Bureau's evidence and property room management.

CRIMINAL INVESTIGATIVE DIVISION (CID)

ABOUT


The Criminal Investigative Division's (CID) role is to satisfactorily resolve incidents that are unresolved by the Uniformed Patrol Division. This is accomplished by assigning investigators to follow-up or continue investigations.

The Division's responsibilities include the identification and apprehension of both adult and juvenile offenders.

UNITS

Adult Offender

Investigating incidents where the individual is 18 years of age or older, except when assigned to other Units.




Juvenile Offender

Investigating incidents where the individual is less than 18 years of age, except when assigned to other Units.



Organized Crime and Vice

Investigating drug and vice laws. This Unit often works with other Bureau Units as well as multi-jurisdictional agencies.




Forensics

Investigating the inventory system for identifying individuals, processing crime scenes, and maintaining a digital photography lab.



Megan's Law

Ensures proper handling of Megan's Law notifications to the community, verifying offender compliance, and other related duties.




Arson

Investigating all instances of fires of suspicious origin within the City.



Crime Analyst

Obtains relevant criminal histories, monitoring crime trends, disseminating information to sworn personnel, and networking with relevant law enforcement agencies.



Polygraph

Conducts criminal and employment polygraphs for the Bureau as well as other City agencies.

Captain Terry Wealand commands the Criminal Investigative Division. This Division includes the Captain, a Lieutenant, 3 Sergeants, 16 Detectives, 4 Forensic Investigators, a Crime Analyst, an Administrative Assistant, a PA State Parole Agent, and a Dauphin County Victim/Witness Coordinator.

The Division is comprised of 4 main Units: Adult Offender, Juvenile Offender, Organized Crime and Vice, and Forensic Investigators.

Although each Unit has a specialty, they all work together investigating and solving crimes.

DIVISION ACTIVITY

The following are the 2025 statistics for the Adult Offender, Juvenile Offender, Organized Crime and Vice, Forensic, and Megan's Law Units:

ADULT OFFENDER

Total Cases Assigned

168

Total Assaults

48

Total Burglaries

3

Total Homicides

9

Total Rapes

33

Total Robberies

18

JUVENILE OFFENDER

Total Cases Assigned

536

Total Infant Deaths

3

Total Active Missing Juveniles (in 2025)

14

MEGAN'S LAW

Total Arrests

60

Total Notifications

29

VICE AND ORGANIZE CRIME

Total Cases Assigned

163

Total Arrests Made

97

Total Search Warrants Served

51

Total Firearms Seized

44

Total U.S. Currency Seized

\$71,167

Total Cocaine Seized

32 Ounces

Total Crack Cocaine Seized

41.35 Ounces

Total Fentanyl Seized

748 Dosage Units and 6 Ounces

Total Hallucinogens Seized

183 Dosage Units

CID

Total LSD Seized

7 Dosage Units

Total Marijuana Seized

2,456 Ounces

Total Methamphetamine Seized

4.25 Ounces

Total Synthetics Seized

179 Dosage Units

FORENSICS

Total Crime Scenes

326

Total Pieces of Evidence

507

Total AFIS Cases Entered

105

Total Cellebrite Downloads

27

Total Videos Processed

71

This year, the Criminal Investigative Division (CID) worked tirelessly to solve assigned investigations, including homicides and other violent crimes.

Overall, the Adult Offender Unit saw a slight increase in assigned cases (168 total) compared to 2024's total of 161 cases. Conversely, the Juvenile Offender Unit experienced a slight decrease of assigned cases (536 total) compared to 2024's total of 603 cases.

Although the Organized Crime and Vice Unit was assigned 21 more cases in 2025 compared to 2024, they also made approximately 20 more arrests this year compared to last. Though the number of firearms seized remained relatively the same (44 firearms) compared to 2024 (45 firearms), these continued efforts helped reduce the number of firearms within the Harrisburg community.




ABOUT

The Community Service Division's (CSD) role is to build a relationship with the Harrisburg community through positive police contact, programs, and services.

UNITS

Animal Control

Responds to all calls involving animals within the City, as well as ensuring there are no stray, roving, or unlicensed animals. In doing so, this Unit prioritizes the welfare of both Citizens and animals that reside within the City.




Housing and Urban Development

Although this Unit reports to the Commissioner, they work closely and collaborate with the Community Services Division to provide resources to residents at the Allison Hill Substation.



Community Policing

This Unit serves the community and surrounding neighborhoods by deterring crime, reducing response times, and serving as a resource to residents primarily at the Allison Hill Substation.




Director of Community Relations and Engagement

This position oversees the Community Service Aides and acts as a liaison to encourage programs, services, and strategies to improve the quality of life for City residents.



Community Service Aides

This Unit assists with public services, performing duties in support of police personnel and participating in community events.





Captain Russell Winder, Jr. commands the Community Services Division.

This Division includes the Captain, Community Policing (CP), Housing and Urban Development (HUD), Animal Control, Community Service Aides (CSAs), Director of Community Relations and Engagement, and the Allison Hill Substation.

DIVISION ACTIVITY

The following are the 2025 statistics for the Community Services Division:

ANIMAL CONTROL

Total Calls for Service

400

Total Citations Issued

19

COMMUNITY POLICING

Total Calls for Service

1,663

COMMUNITY SERVICE AIDES

Total Calls for Service

968

HOUSING AND URBAN DEVELOPMENT (HUD)

Total Calls for Service

2,031



This year, as part of its community engagement, the Community Services Division (CSD), participated in the following City-wide and community events:

City-wide

- ArtsFest
- City Island Roller Rink
- Halloween Bash
- Holiday Parade
- Ice and Fire Festival
- Juneteenth Parade
- Kid's Glow Party
- Tree Lighting Ceremony
- Trunk-or-Treat
- Winter Wonderland

Community/ CSD Hosted

- Assisted the Salvation Army with toy distribution for the USMC- Toys for Tots Drive
- Assisted with the Humane Society of Harrisburg Area (HSHA) vaccination clinics
- Community barbecues
- Detail for unattended vehicles
- National Night Out (NNO)
- Shop With a Cop

During National Night Out (NNO), there were approximately 5,000 attendees as a result of the direction and influence of the Director of Community Relations and Engagement, as well as the support provided by the rest of CSD.

Additionally, CSD also continued its efforts in assisting the community through various programs and initiatives.

One such effort was the newly implemented Community Service Aide (CSA) mentorship program, led by the Director of Community Relations and Engagement, who was a strong proponent of making the concept a reality. The program itself consists of several CSAs going to elementary and middle schools to talk with children about a variety of issues including safety, bullying, and how to be a good neighbor.

CSD also reaffirmed its commitment to supporting the unhoused community. As one of the City's most vulnerable populations, the unhoused community often faces heightened challenges, from navigating daily life to interactions with law enforcement. Not only did CSD engage in conversations, but also helped provide resources to the community and diffuse tension, particularly when relocation efforts were underway.

Collectively, these effort continued the Bureau's commitment to the community through engagement, collaboration, and strengthening trust.

TECHNICAL SERVICES DIVISION (TSD)


ABOUT

The Technical Services Division's (TSD) role is to perform various functions that assist in the daily operations of the Bureau, as well as training both sworn and non-sworn employees.

UNITS

Abandoned Vehicles

Processes all abandoned vehicles within the City, coordinates vehicle tows when found in violation, and keeps the roadways safe and clear for motorists.




Body Worn Cameras

Maintains body worn cameras and mobile video recorders, fulfills requests for documentation as appropriate, and ensures proper preservation of recordings.



Accreditations

Ensures the Bureau complies with PLEAC standards; writes policy; and maintains Bureau records of practices, orders, and policies.




Vehicle Fleet Manager

Coordinates vehicle maintenance and repairs to ensure vehicles are safe for use.



Court Liaison and Special Events

Processes subpoenas, prisoner transports, overtime billing, and assists with the Bureau's recruitment efforts.




Parking Enforcement

Enforces City ordinances, state statutes, and ensures the maintenance of roadways for motorists.



Property and Evidence

Maintains and secures all property acquired, owned, used by, and/or within the custody of the Bureau. This includes prisoner property, lost/found property, and evidence pertaining to criminal matters.




Records

Maintains and processes police documents, fulfills Right-to-Know requests, handles warrant/process services, and completes general public requests for information.

Quartermaster

Purchases supplies and uniforms for the Bureau. This Unit also is also accountable for all Bureau-owned equipment. This helps to ensure Officer preparedness and operational consistency.




Records Management

Ensures the maintenance and functionality of the Bureau's records management system, online reporting, and reporting NIBRS crime information to the State.

Training

Ensures the in-house training of new Officers, and continued training of current Officers. These include, but are not limited to, MPOETC certification, weapons qualifications, defensive tactics, and investigative techniques.



Captain Thomas McGarrity commands the Technical Services Division. This Division includes the Captain, Abandoned Vehicles, Accreditations, Body Worn Cameras, Court Liaison and Special Events, Fleet Manager, Parking Enforcement, Property and Evidence, Quartermaster, Training, Records, and Records Management.

DIVISION ACTIVITY

The following are the 2025 statistics for the Technical Services Division:

ABANDONED VEHICLES

Total Citations

63

Total Complaints

906

Total Mailed Vehicle Letters

394

Total Parking Tickets

10

Total Private Property Vehicles (Don's and Leheay's)

492

Total Public Property Abandoned Vehicle Tows

65

Total Public Property Tows

47

Total Re-Checked Vehicles

584

Total Tagged Vehicles

489

BODY WORN CAMERAS (BWCs)

Total BWC Videos Preserved Per Request

1,644 Cases with 9,276 Videos

DORS

Total Reports Filed

63

Total Time Saved (Estimated at 1.5 hours per report)

3,654 Hours

Total Cost Savings (Estimated at \$40 per report)

\$97,400

RECORDS

Total Revenue for External Reports

\$37,025 for 2,505

Total Reports Processed

2,436

Right-to-Know Requests (RTKs)

146

Arrest Warrants and Packets

3,558

PARKING ENFORCEMENT

Total Revenue to Treasury for Parking Tickets

\$586,504

Total Boot Fees Collected (\$75 per vehicle)

\$150

Total Signs Revenue Collected

\$170,663

Total Permit Revenue Collected

\$43,855

TSD

Total Tickets Issued

28, 927 Total

819 Hand Written
28,108 Electronic

Total Income

\$801,172

RECRUITMENT

Total Applications

225

Total Applicants for Physical Test

101

Total Applicants Proceeding to Written Exam

54

Total Applicants Who Passed Testing

44

Total Job Offers Made After Backgrounds

7*

Total Applicants Registered for Next Test (February 2026)

82

* Note: Although seven (7) offers were made, this does not mean the applicants continued with the process for hiring and/or graduated the academy.

TRAININGS

Total Bureau Trainings

254

VEHICLE FLEET MANAGER

Total Vehicle Repairs Completed


489

Total Vehicles Placed into Service

7

This year, the Bureau introduced a recruitment vehicle to enhance visibility City-wide and at events, supporting its strategy to attract new applicants to become Officers. This is even more critical as law enforcement continues to experience nationwide staffing shortages, and the Bureau faces the additional challenges of offering competitive salaries compared to other townships and local Class III cities.

However, in maintaining a visible presence within the community, the Bureau aims to remain actively engaged in attracting qualified, motivated individuals who are committed to serving the Citizens of Harrisburg.




ABOUT

The Uniform Patrol Division's (UPD) role is to provide a visible, consistent Police presence throughout the City, patrolling assigned areas, responding to emergency calls, and conducting routine checks of neighborhoods to deter criminal activity.

UNITS

Honor Guard

A ceremonial team dedicated to representing the Bureau with dignity and professionalism during official events such as funerals, memorial services, and parades.




K-9

Officers and K-9 partners who perform various tasks such as tracking, locating missing persons, detecting narcotics and explosives, conducting building searches, and apprehending suspects.



Mountain Bike

Provides effective policing through mobility and increased contact with community members. This Unit also provides crowd control for public events and festivals.




Traffic Safety

Enforces traffic laws and investigates serious vehicle accidents. This Unit also provides accident reconstruction, DUI enforcement, and public safety education.



Street Crimes

Targets violent crimes, narcotics, gang activity, and other street-level crimes through intelligence-driven operations, surveillance, collaboration with other law enforcement agencies, and community engagement.




Motorcycle

Utilizes Harley Davidson motorcycles to perform duties such as funeral and high-profile escorts, as well as oversee parade routes.



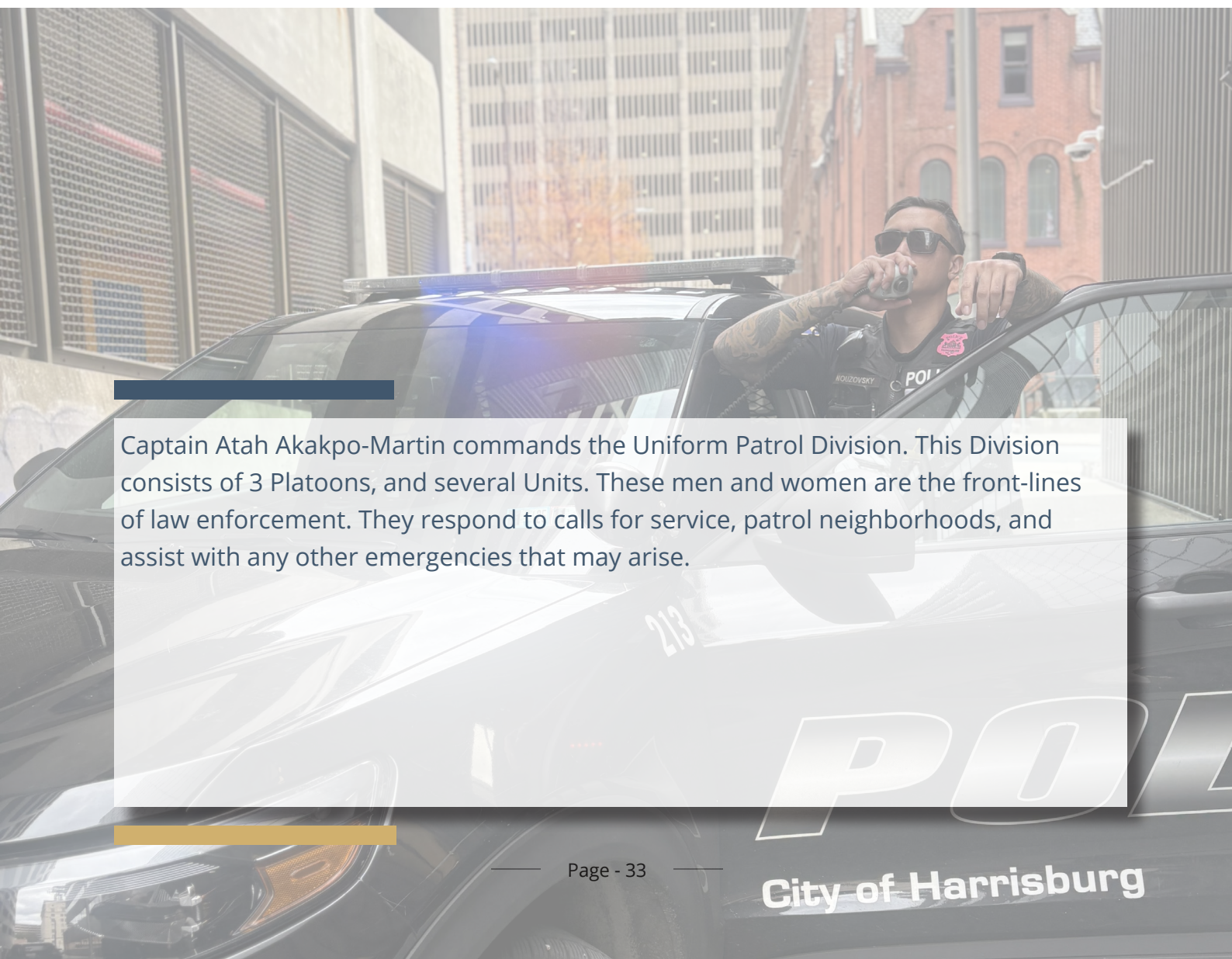
Warrant Service

Focuses on arresting individuals with active warrants to keep the community safe. This Unit works with other Bureau Divisions to locate fugitives, especially those wanted for serious crimes.



Crisis Intervention Team (CIT)

Focused on responding to incidents involving individuals experiencing mental health crises. This Unit pairs Officers with mental health professionals to provide immediate, compassionate crisis support, mental health services, and to help ensure public safety.



Captain Atah Akakpo-Martin commands the Uniform Patrol Division. This Division consists of 3 Platoons, and several Units. These men and women are the front-lines of law enforcement. They respond to calls for service, patrol neighborhoods, and assist with any other emergencies that may arise.

DIVISION ACTIVITY

The following are the 2025 statistics for the Uniform Patrol Division:

K-9 UNIT

Total Arrests Made

50

Total Article Searches

18

Total Building Searches

19

Total Firearms Recovered

9

Total U.S. Currency Seized

\$14,752

Total Cocaine and Crack Cocaine Seized

4,325.65 Grams

Total Ecstasy and Pills Seized

1,138 Pills

Total Fentanyl Seized

110 Grams

STREET CRIMES UNIT

Total Arrests Made

200

Total Warrants Served

91

Total Firearms Seized

28

Total U.S. Currency Seized

\$50,808

Total Cocaine and Crack Cocaine Seized

\$21,520

Total Heroin Seized

\$7,675

Total Marijuana Seized

\$14,900

Total MDMA Seized

\$3,185

Total Methamphetamine Seized

\$1,200

Total Pills Seized

\$5,630

WARRANT SERVICE UNIT

Total Warrants Served

64

Total Arrests Made

90

Total Firearms Seized

30

Total U.S. Currency Seized

\$110,660

Total Cocaine and Crack Cocaine Seized

\$126,972

Total Fentanyl Seized

\$72,217

Total Heroin Seized

\$7,500

Total Marijuana Seized

\$63,400

Total MDMA Seized

\$9,685

Total Methamphetamine Seized

\$185,614

77,887

Calls for Service

This year, there was a total of 77,887 calls for service. This is a decrease of 618 calls from 2024, but still an increase of 1,200 from the total calls for service in 2023 of 76,687 calls.

Uniform Patrol is primarily responsible for responding to these calls for service. As a Division, Uniform Patrol proactively addresses crime trends, targets high-crime areas, and employs specialized units for support. Additionally, each of the Division's 3 Platoons manage distinct operational service demands.

In 2025, the majority of calls handled by 1st Platoon were curfews, domestics, or related to downtown bars for disorderly conduct, fighting, and underage drinking. Officers worked closely with the City of Harrisburg Bureau of Fire, Bureau of Codes, and other departments to shutdown illegal speakeasies and pop-ups throughout the City.

For 2nd Platoon, the largest call type was related to medical assists (4,269 calls), followed by return phone calls (3,632 calls). Due to their operational hours, 2nd Platoon has a heavy call volume overall.

Of the Platoons, 3rd Platoon handled the most calls for service. Many of these calls involved assaults, drug activity, shots fired, and stolen vehicles. In total, 3rd Platoon handled approximately 70 major events during the course of the year.

Despite chronic staffing shortages, UPD connected with the community by participating in:

- First Responder Night at the Harrisburg Senators
- Flight 93 Memorial Ride
- National Night Out
- Northern York County Regional Police Funeral
- Special Olympics Torch Run

Officers also provided security and traffic support for the:

- Auto Show
- Kipona
- PA Farm Show
- Riverfront Park Independence Day

Throughout the year, Officers actively assisted with recruitment efforts by engaging with the community and conducting ride-alongs for interested individuals. In conducting ride-alongs, Officers not only engaged with the public, but provided prospective applicants insight into the responsibilities and experiences of policing in Harrisburg City.

By connecting with the community through daily interactions, public events, and other opportunities, the Bureau's Officers continue to reaffirm their commitment to the citizens of Harrisburg.

CRIME REPORTING

Disclaimer

Please note that information and statistics herein are considered accurate at the time of publication, which may differ from the statistics published on the Pennsylvania UCR website.

For additional resources and materials, please refer to Further Information.

Understanding Crime Reporting

Implemented in 1930, the Uniformed Crime Reporting Summary Reporting System (UCR SRS) was the original reporting method used to provide law enforcement agencies nationwide with standardized data for crime statistics on qualifying criminal offenses, also referred to as reportable offenses.

In 1989, the Federal Bureau of Investigations developed the National Incident-Based Reporting System (NIBRS) to encompass more detailed data on incidents.

As of January 1, 2023, the City of Harrisburg Bureau of Police transitioned from SRS to NIBRS. The following reflects reportable NIBRS offenses for 2025.

CRIME REPORTING

NIBRS: GROUP A

CRIMINAL HOMICIDE	REPORTED	CLEARED
Murder	11	8
Negligent Manslaughter	2	2
Justifiable Homicide	1	1
TOTAL	14	11
SEX OFFENSES (FORCIBLE)		
Rape	25	6
Sodomy	4	1
Sexual Assault with an Object	1	-
Fondling	12	5
TOTAL	42	12
ASSAULTS		
Aggravated Assault	164	103
Simple Assault	470	320
Intimidation	105	69
TOTAL	739	492
KIDNAPPING/ ABDUCTION		
TOTAL	11	11
SEXUAL OFFENSES (NON-FORCIBLE)		
Incest	-	-
Statutory Rape	2	2
TOTAL	2	2
HUMAN TRAFFICKING		
Commercial Sex Acts	-	-
Involuntary Servitude	-	-
TOTAL	-	-
ROBBERY		
TOTAL	115	45
BURGLARY/ BREAKING AND ENTERING		
TOTAL	163	54
LARCENY/THEFT		
TOTAL	606	42

CRIME REPORTING

NIBRS: GROUP A

MOTOR VEHICLE THEFT	REPORTED	CLEARED
TOTAL	165	27
ARSON		
TOTAL	7	5
DESTRUCTION OF PROPERTY/ VANDALISM		
TOTAL	487	40
COUNTERFEITING/FORGING		
TOTAL	8	1
FRAUD OFFENSES		
TOTAL	162	12
EXTORTION/ BLACKMAIL		
TOTAL	3	-
BRIBERY		
TOTAL	-	-
STOLEN PROPERTY		
TOTAL	53	43
DRUG-RELATED OFFENSES		
Drug/Narcotic Violations	642	440
Drug/Narcotic Equipment Violations	739	491
TOTAL	1,381	931
GAMBLING		
TOTAL	-	-
PORNOGRAPHY/OBSCENE MATERIALS		
TOTAL	6	4
PROSTITUTION		
TOTAL	5	5
WEAPONS LAWS		
TOTAL	134	127
ANIMAL CRUELTY		
TOTAL	5	4

CRIME REPORTING

NIBRS: GROUP A

CRIMES AGAINST A PERSON	REPORTED	CLEARED
TOTAL	808	528
CRIMES AGAINST PROPERTY		
TOTAL	1,769	269
CRIMES AGAINST SOCIETY		
TOTAL	1,531	1,071
GROUP A OFFENSES		
TOTAL	4,108	1,868

NIBRS: GROUP A OFFENSE SUMMARY

This year, there was a total of 27 Rapes (including 25 Forcible and 2 Statutory under NIBRS), of which 8 were cleared. This is an increase from 2024, in which there were 24 reported incidents of Rape.

From 2024 to 2025, there was a slight increase in the number of Assaults. In 2025, there was a total of 739 Assaults, whereas it was 696 in 2024. However, this is still lower than the 2023 total, which there were 835 incidents.

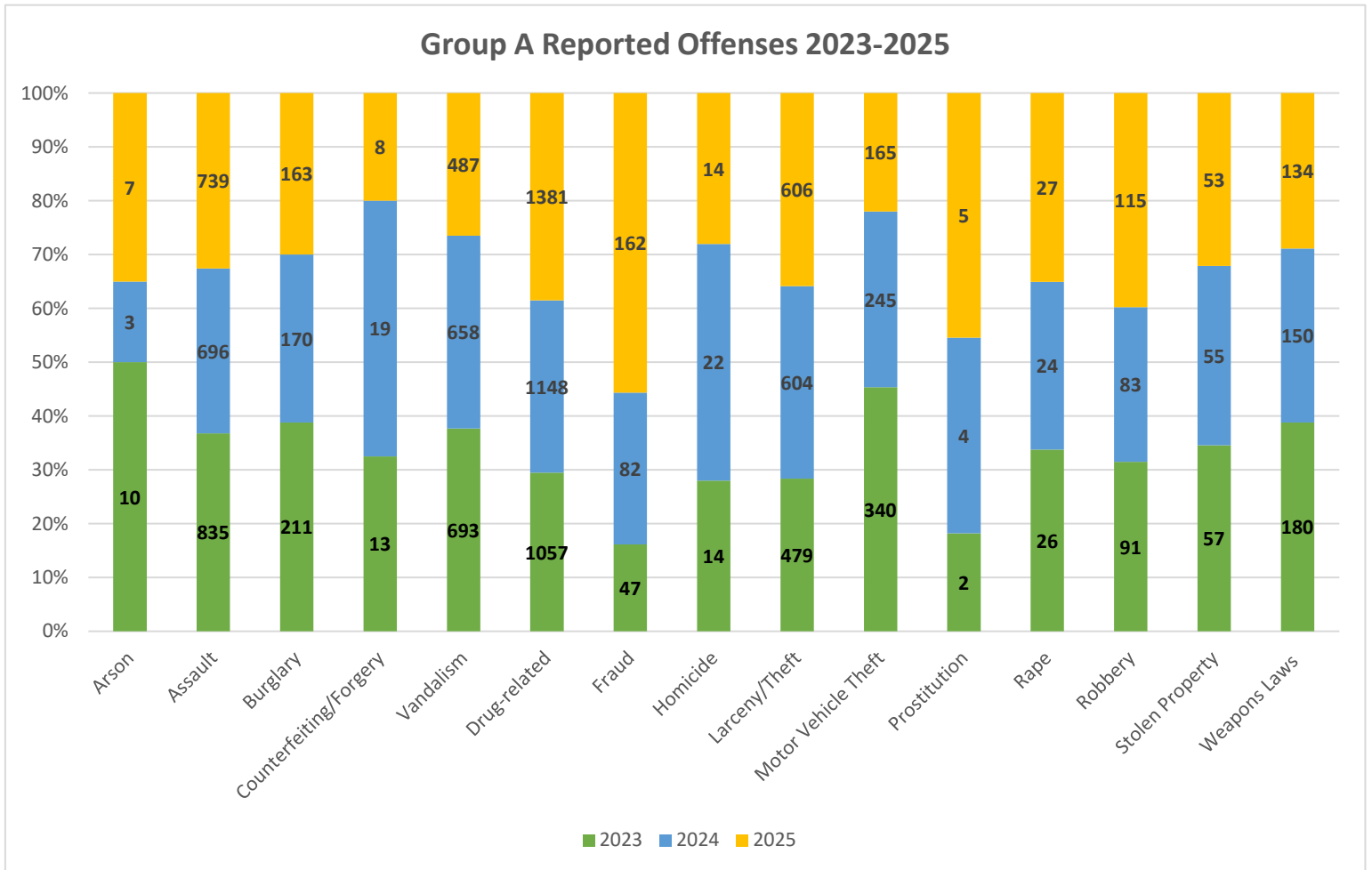
There was also a slight increase in the number of Drug-Related Offenses this year (1,381 total) compared to last (1,148 total). However, there was a significant decrease in the number of reported Motor Vehicle Thefts. In 2025, there were 165, whereas there were 245 in 2024 and 340 in 2023.

In comparing Group A Offenses from 2023-2025, this year had the highest number of reported offenses (4,108), followed by 2023 which had 4,101 reported incidents, and 2024 which had (3,987).

CRIME REPORTING

NIBRS: GROUP A OFFENSE SUMMARY

The following chart illustrates a comparison of Group A Offenses from 2023-2025. Please note that some offense categories are not included due to nonoccurrence or minimal data.



CRIME REPORTING

NIBRS: GROUP B

BAD CHECKS	REPORTED	CLEARED
TOTAL	-	-
CURFEW/VAGRANCY		
TOTAL	3	3
DISORDERLY CONDUCT		
TOTAL	77	77
DUI		
TOTAL	200	200
FAMILY OFFENSES (NON-VIOLENT)		
TOTAL	14	14
LIQUOR LAWS		
TOTAL	-	-
TRESPASS		
TOTAL	79	79
ALL OTHER OFFENSES		
TOTAL	338	338

NIBRS: GROUP B OFFENSE SUMMARY

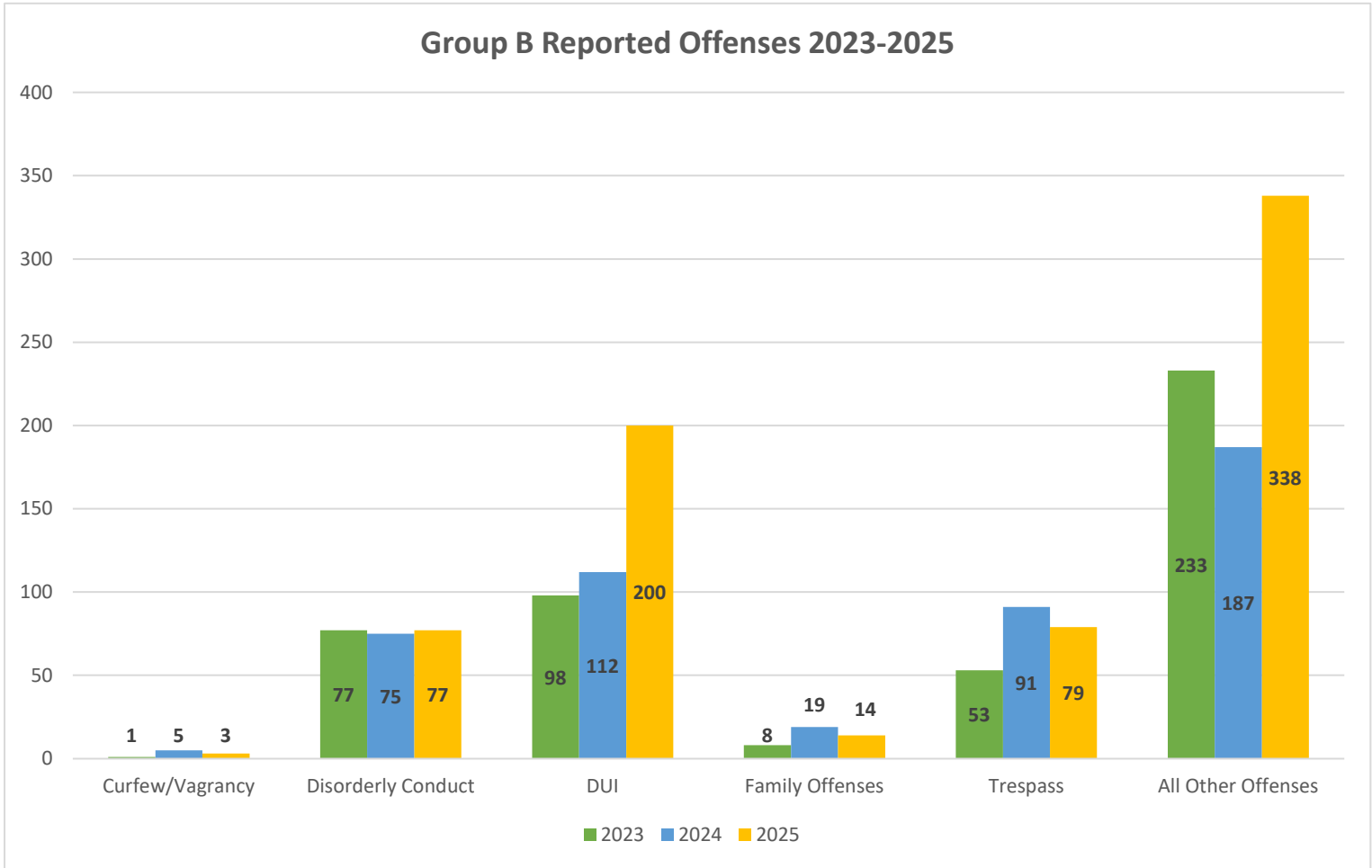
GROUP B OFFENSES	REPORTED	CLEARED
TOTAL	711	711

In 2025, there were 200 Driving Under the Influence (DUI) offenses reported and Cleared by Arrest. This is higher than the number of DUI offenses in both 2024 (112 incidents), and 2023 (98 incidents).

There was a slight decrease in the number of Trespass offenses, with only 79 incidents reported in 2025, compared to the 91 incidents reported in 2024. However, this year's incidents were still higher than the 2023 total of 53 Trespass incidents.

CRIME REPORTING

NIBRS: GROUP B OFFENSE SUMMARY



NIBRS: GROUP A & B OFFENSE SUMMARY

GROUP A OFFENSES	REPORTED	CLEARED
TOTAL	4,108	1,868
GROUP B OFFENSES		
TOTAL	711	711
GROUP A AND B OFFENSES		
TOTAL	4,819	2,579

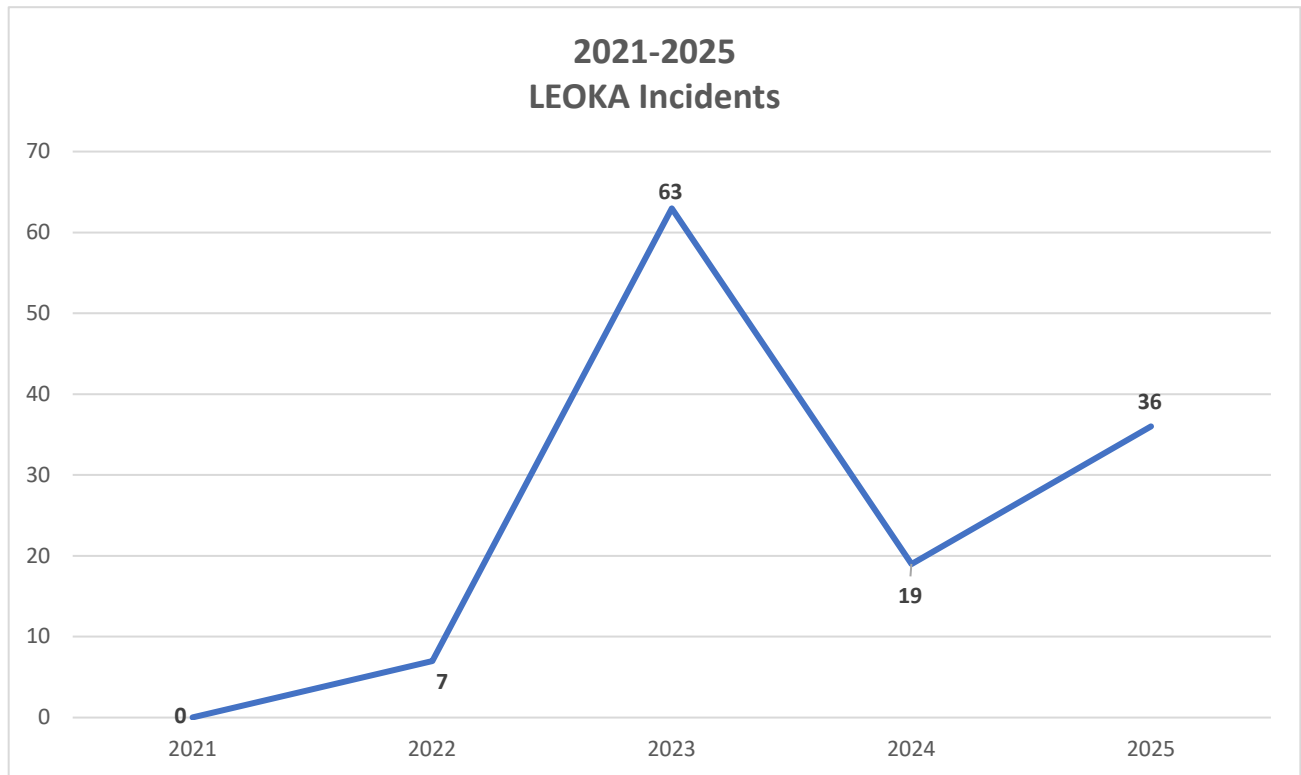
CRIME REPORTING

NIBRS: HATE CRIMES, LEOKA, USE OF FORCE AND SUMMARY

HATE CRIMES	REPORTED
TOTAL	-
LAW ENFORCEMENT OFFICER KILLED OR ASSAULTED (LEOKA)	
TOTAL	36
USE OF FORCE	
TOTAL	-


In 2025, there were no NIBRS reportable Use of Force incidents, which is less than the 4 that occurred in 2024. Similar to 2024, there were no Hate Crimes reported this year.

This year, the total number of Law Enforcement Officers Killed or Assaulted (LEOKA) rose from the 2024 total of 19 to 36 Officers. However, this is still lower than the 2023 total of 63 Officers who were assaulted and injured in the line of duty.



CRIME REPORTING

NIBRS: HOMICIDE SUMMARY



In 2025, there was a total of 14 NIBRS reportable Homicides. Of these, 11 were Murder, 2 were Negligent Manslaughter, and 1 was a Justifiable Homicide.

14 NIBRS REPORTABLE INCIDENTS

NIBRS does not include deaths of unborn children and any incidents prior to the current reporting year.

Of the 14 Homicides that occurred within the City of Harrisburg, 10 incidents were Cleared by Arrest, and 1 was Cleared by Exception as it was ruled to be a justifiable homicide. This is higher than the 2024 reported national clearance rate of 61.4%. The incidents that were not cleared remain open as active, on-going investigations.

14 TOTAL VICTIMS

This year, there were no double homicides committed.

Compared to 2024, there were 7 fewer incidents of Homicide and 8 fewer Victims. Furthermore, there were no double homicides.

78.5% CLEARANCE RATE

Higher than the National Clearance Rate of 61.4%.

The Bureau's clearance rate for the year was 78.5%, which is higher than the 2024 reported national clearance rate of 61.4%. Any incidents that were not cleared remain open as active, on-going investigations.

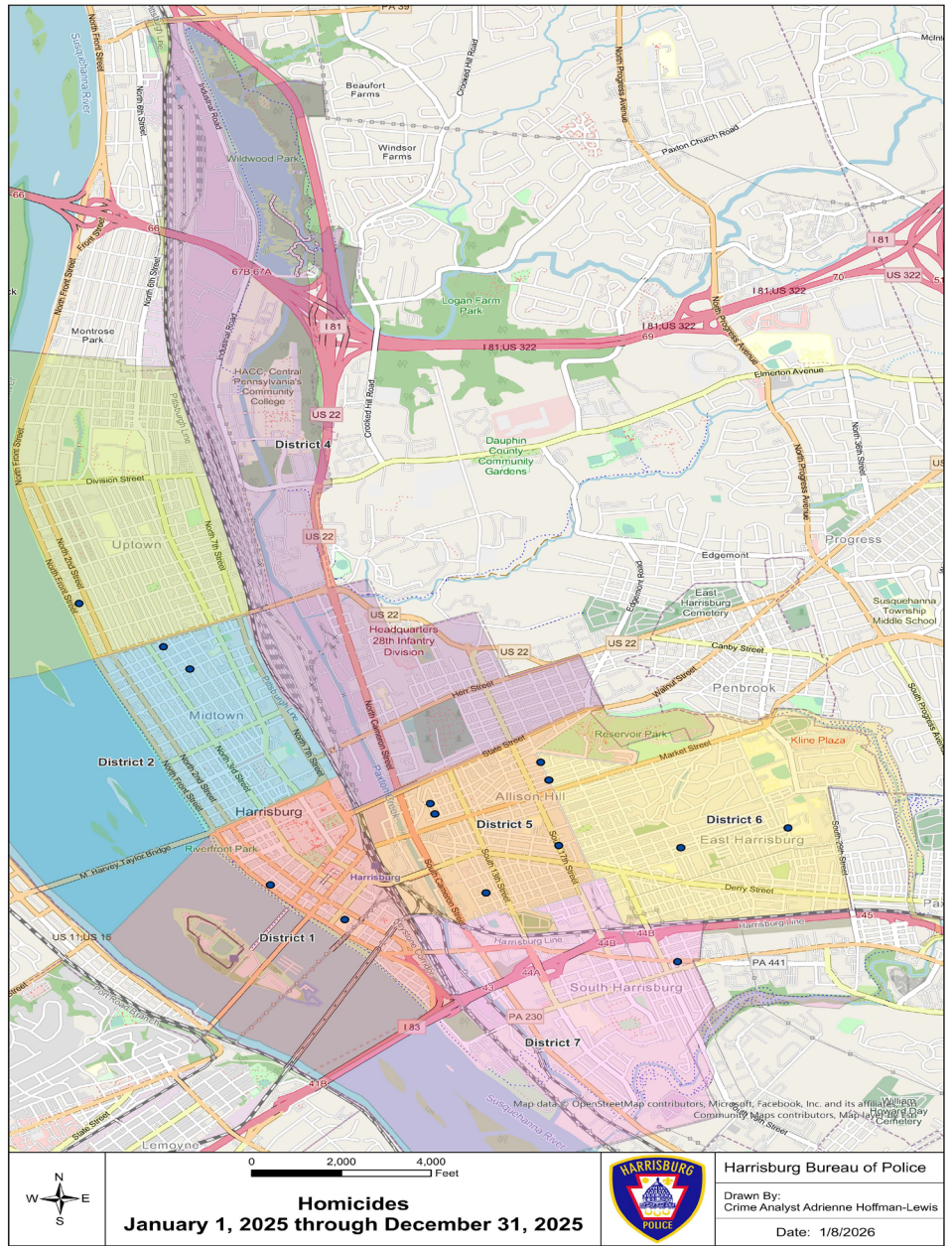
CRIME REPORTING

NIBRS: HOMICIDE SUMMARY

The following map (see right) illustrates where Homicides occurred in 2025. Similar to 2023 and 2024, the District with the most Homicides was District 5.

Of the Homicides that were committed (excluding Negligent Manslaughter and Justifiable Homicide), the majority of weapons used were firearms (64%), followed by cutting instruments (27%), and blunt objects (9%).

In 2025, the Homicide victim demographics were 10 Black Non-Hispanic Males, 2 White Non-Hispanic Males, and 2 Black Non-Hispanic Females. Of these, the majority of Male victims were 16-20 years old (4 total). The ages of Female victims were between 31-35 years old (1 total) and 56-60 years old (1 total).

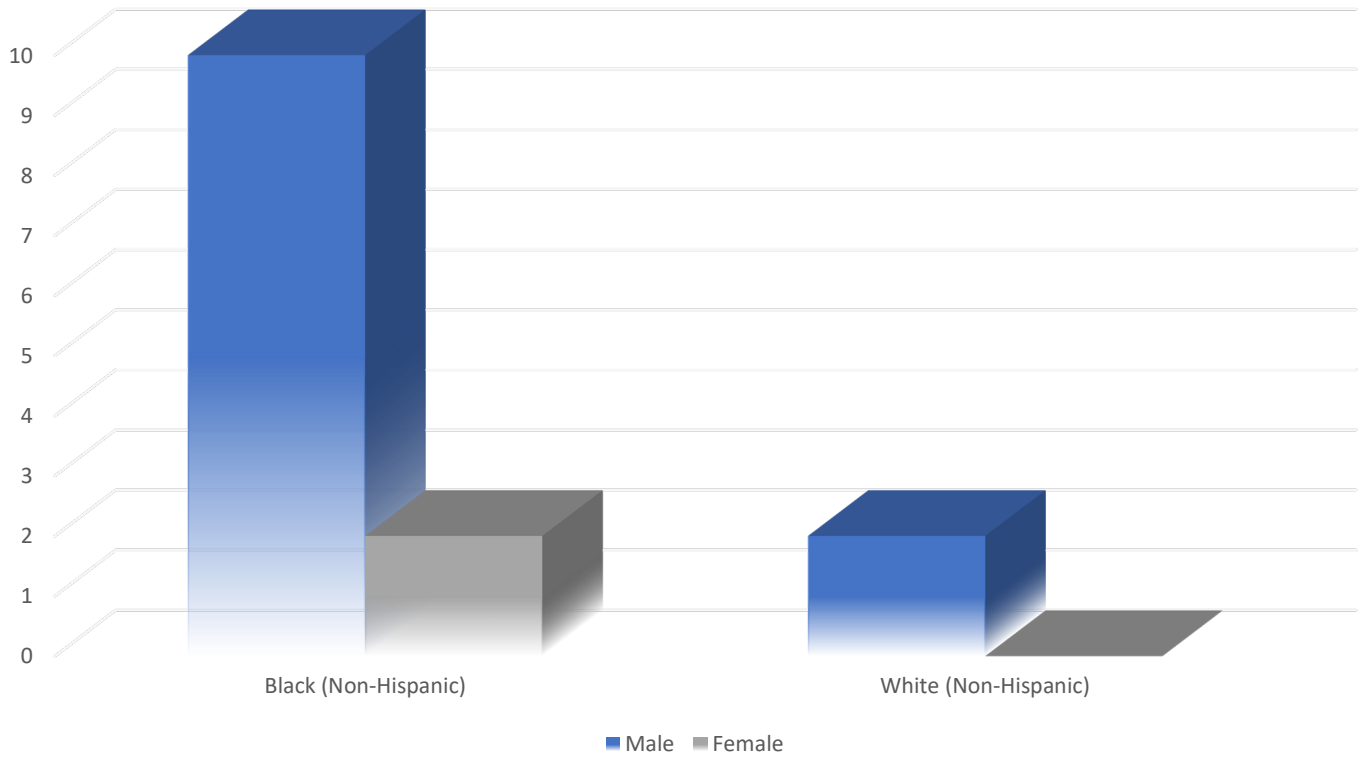


Of the offenders, all were Male. 9 were Black Non-Hispanic Males, 1 was a White Hispanic Male, and the remaining offender was a White Non-Hispanic Male. The majority of offenders were between the ages of either 31-35 years old (3 total) or 46-50 years old (3 total); followed by 21-25 years old (2 total), 16-20 years old (1 total), 36-40 years old (1 total), and 51-55 years old (1 total).

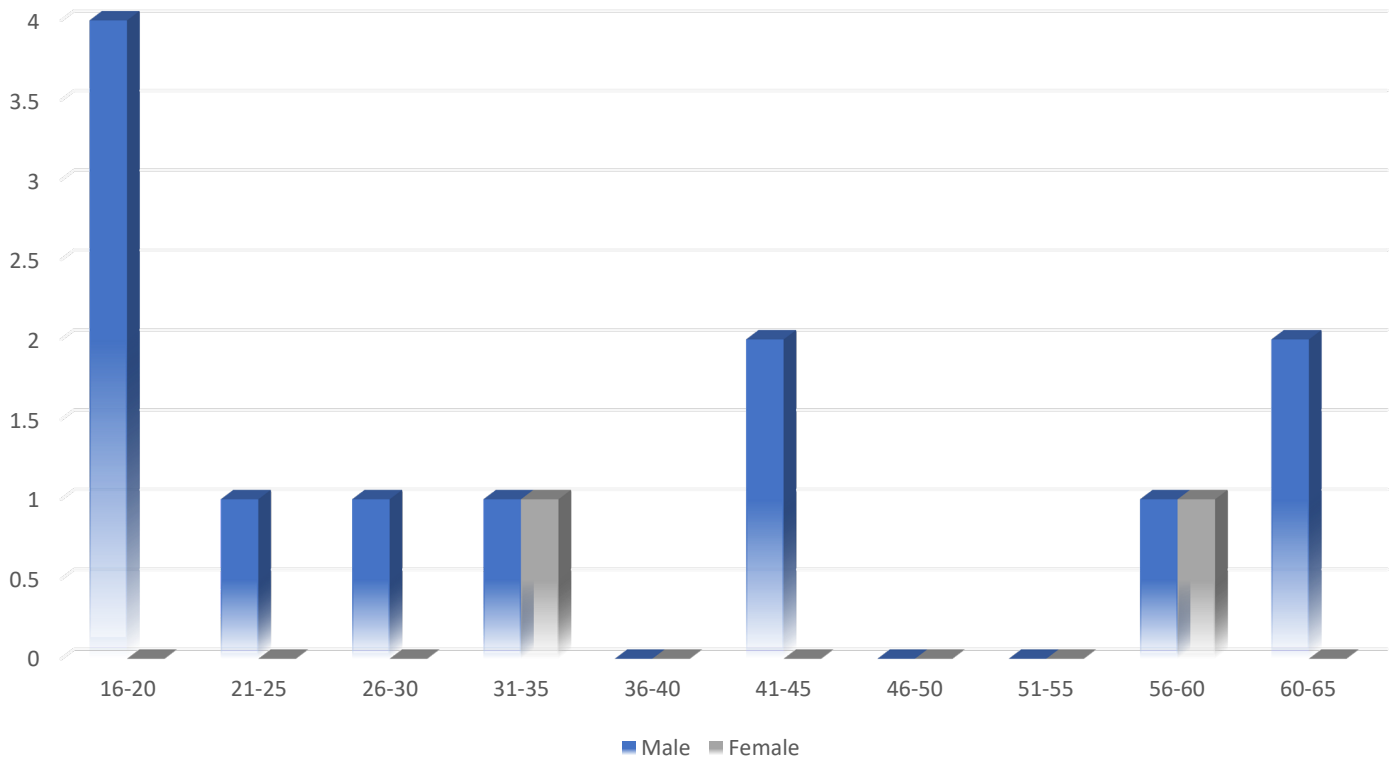
CRIME REPORTING

NIBRS: HOMICIDE SUMMARY

2025 HOMICIDE VICTIMS BY SEX/ RACE/ETHNICITY



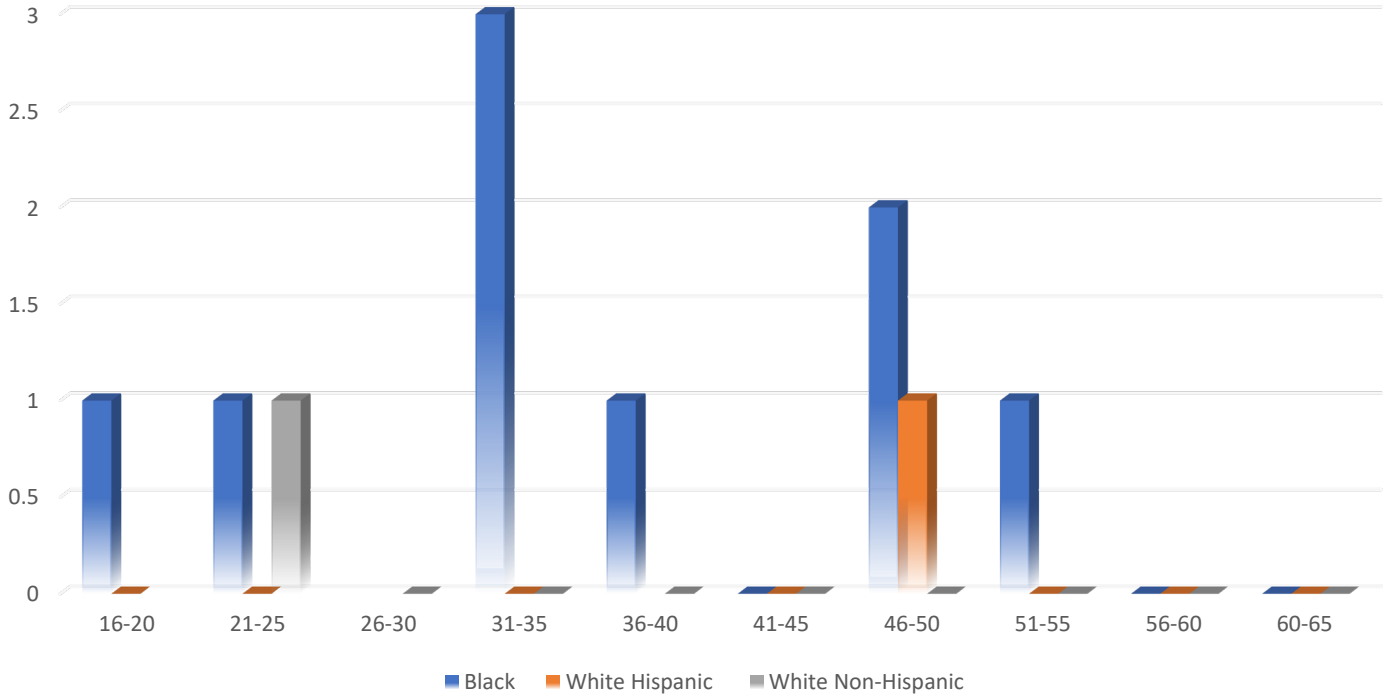
2025 HOMICIDE VICTIMS BY AGE/SEX



CRIME REPORTING

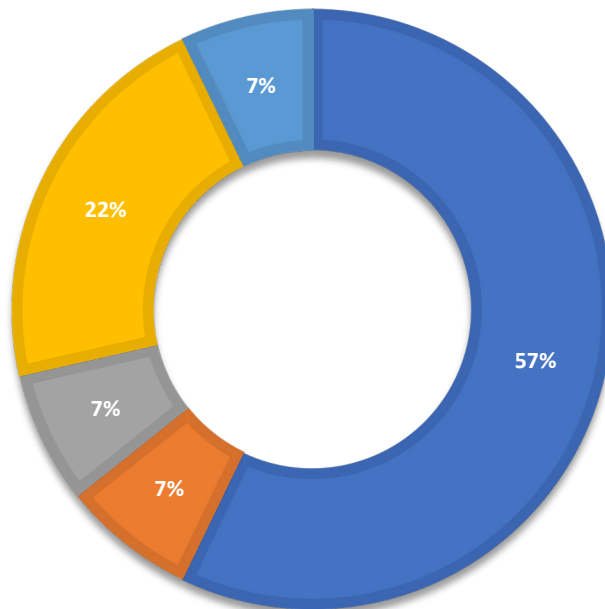
NIBRS: HOMICIDE SUMMARY

2025 HOMICIDE MALE OFFENDERS BY AGE/RACE/ETHNICITY



2025 HOMICIDES BY WEAPON USED

■ Firearm ■ Motor Vehicle ■ Blunt Object ■ Cutting Instrument ■ Hands/Fists/ Feet



CRIME REPORTING

NIBRS: ARRESTEE DEMOGRAPHICS (1,945 TOTAL)

ARRESTEE BY AGE	TOTAL
JUVENILE (Less than 18 yrs)	99
ADULT (18 yrs or more)	1,846
ARRESTEE BY SEX	
MALE	1,505
FEMALE	440
ARRESTEE BY RACE	
AFRICAN AMERICAN/BLACK	1,277
ASIAN	13
NATIVE AMERICAN/PACIFIC ISLANDER	3
WHITE	652
ARRESTEE BY ETHNICITY	
HISPANIC	359
NON-HISPANIC	1,586
ARRESTEE BY RESIDENCY	
RESIDENT	1,687
NON-RESIDENT	233
UNDETERMINED	25

CRIME REPORTING

NIBRS: VICTIM DEMOGRAPHICS (2,459 TOTAL)

VICTIM BY AGE	TOTAL
JUVENILE (Less than 18 yrs)	115
ADULT (18 yrs or more)	2,344
VICTIM BY SEX	
MALE	1,096
FEMALE	1,363
VICTIM BY RACE	
AFRICAN AMERICAN/BLACK	1,217
ASIAN	44
NATIVE AMERICAN/PACIFIC ISLANDER	1
WHITE	1,197
VICTIM BY ETHNICITY	
HISPANIC	547
NON-HISPANIC	1,912
VICTIM BY RESIDENCY	
RESIDENT	2,071
NON-RESIDENT	344
UNDETERMINED	44

RESOURCES

WEBSITE

Harrisburg City:

www.harrisburgpa.gov

CrimeWatch:

<https://crimewatch.net/us/pa/dauphin/harrisburg-bp>

ADDRESS

123 Walnut Street
Harrisburg, PA 1710

Allison Hill Substation

313 S 15th Street
Harrisburg, PA17104

PHONE

Police Desk:

(717) 255-3131

Non-Emergency:

(717) 558-6900

Emergency:

911



CITY OF HARRISBURG
BUREAU OF POLICE

2
0
2
5

Integrity | Accountability | Professionalism |